

GOVT P G COLLEGE BERINAG PITHORAGARH

STUDENT SATISFACTION SURVEY

2020-2021

PREPARED BY

DR. B. S. BISHT

ASSISTANT PROFESSOR

DEPARTMENT OF CHEMISTRY

IQAC

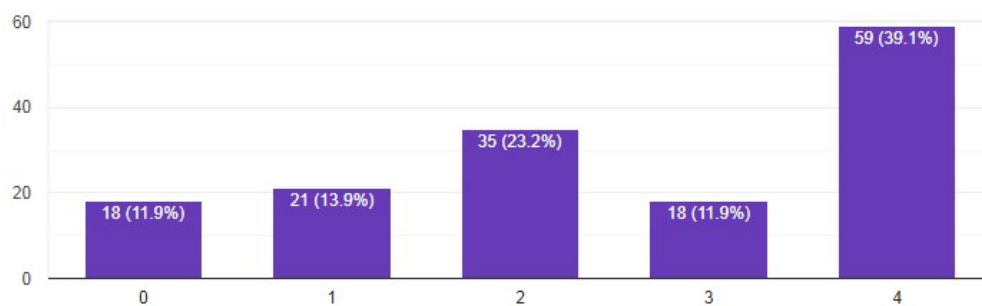
GOVT P G COLLEGE BERINAG

PITHORAGARH, UTTARAKHAND

Student satisfaction survey regarding the different aspects of Govt P G College Berinag Pithoragarh was obtained by IQAC Govt P G College Berinag, Pithoragarh given by the students. A total of 151 responses were obtained with respect to 21 questions. The question wise analysis of the survey obtained is as follow:

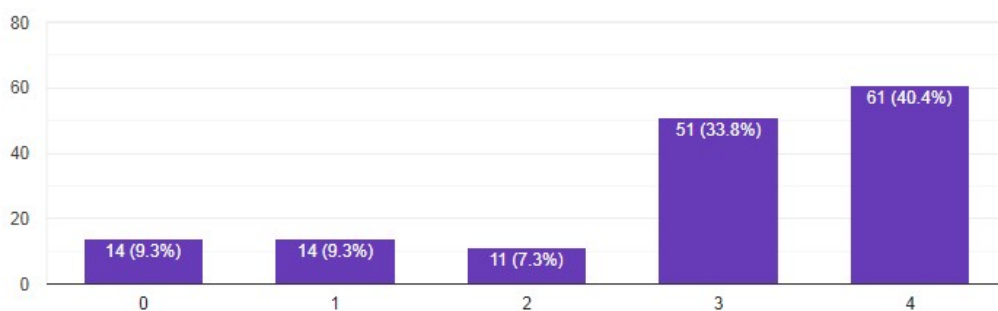
1. How much of the syllabus was covered in the class? 4 – 85 to 100% 3 – 70 to 84% 2 – 55 to 69% 1 – 30 to 54% 0 – Below 30%

151 responses



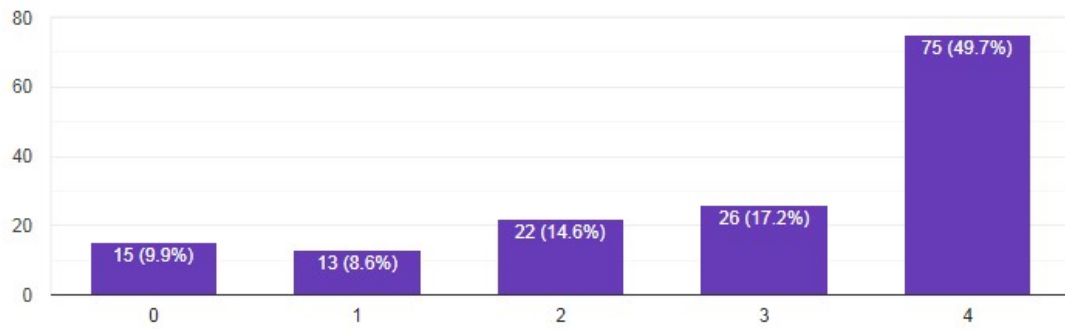
2. How well did the teachers prepare for the classes? 4 –Thoroughly, 3 – Satisfactorily, 2 – Poorly, 1 –Indifferently, 0 – Won't teach at all

151 responses



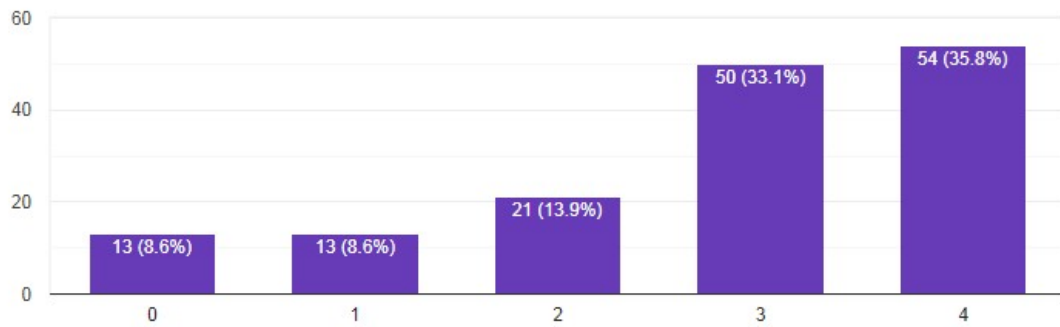
3. How well were the teachers able to communicate? 4 – Always effective, 3 – Sometimes effective, 2 – Just satisfactorily, 1– Generally ineffective, 0– Very poor communication

151 responses



4. The teacher's approach to teaching can best be described as 4– Excellent 3 – Very good 2 – Good 1 – Fair 0– Poor

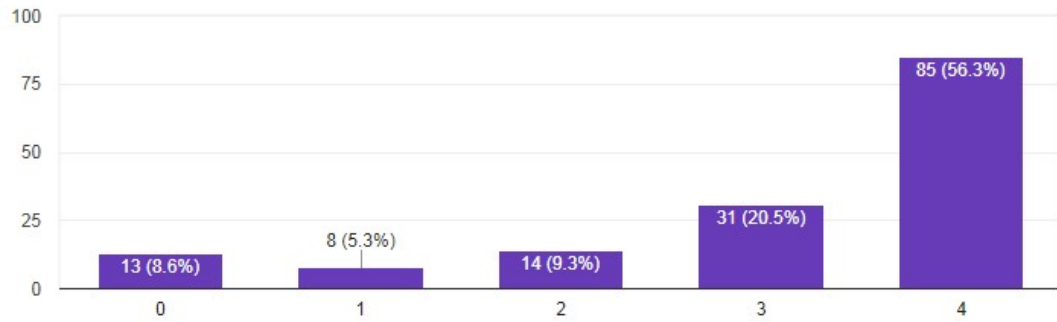
151 responses



5. Fairness of the internal evaluation process by the teachers. 4 – Always fair 3 – Usually fair 2 – Sometimes unfair 1 – Usually unfair 0 – Unfair

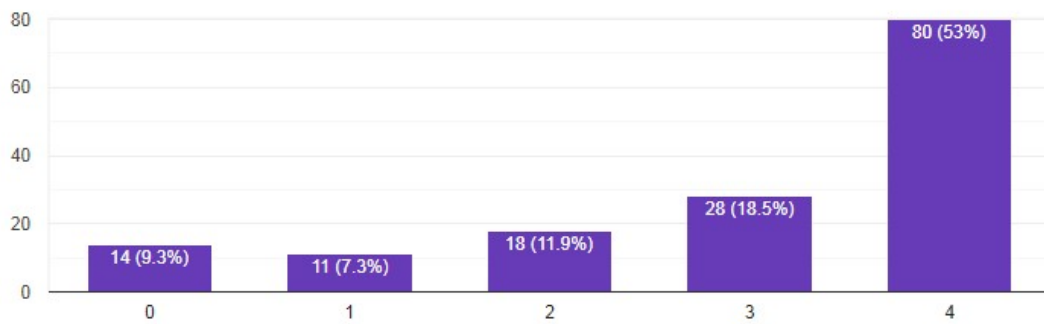


151 responses



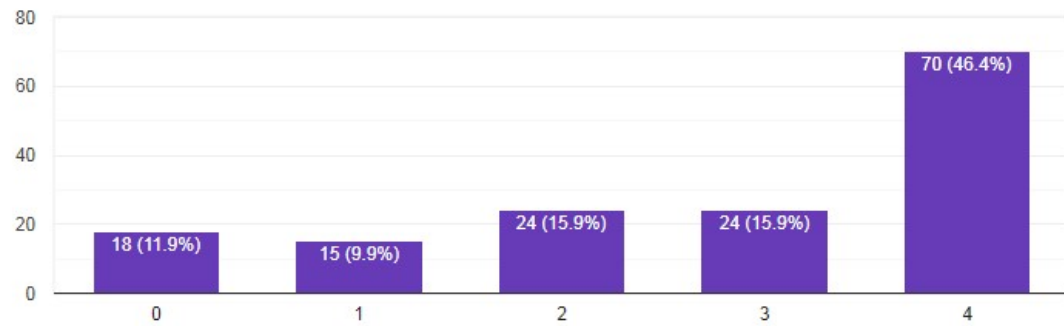
6. Was your performance in assignments discussed with you? 4 – Every time, 3 – Usually, 2 – Occasionally/Sometimes, 1 – Rarely, 0 – Never

151 responses



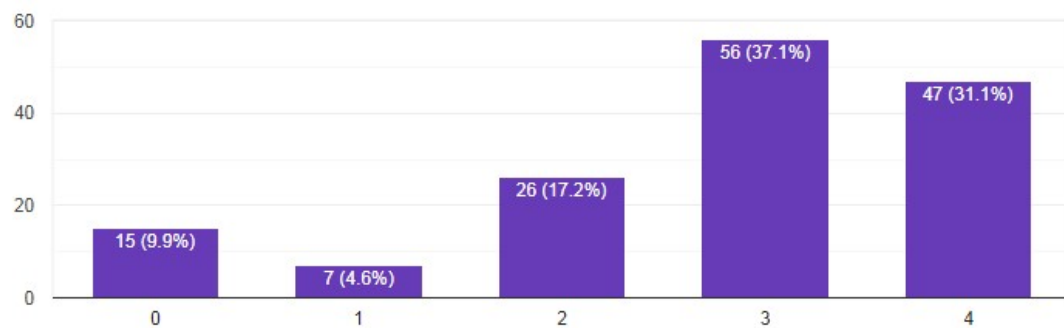
7. The institute takes active interest in promoting internship, student exchange, field visit opportunities for students. 4 – Regularly, 3 – Often, 2 – Sometimes, 1 – Rarely, 0– Never

151 responses



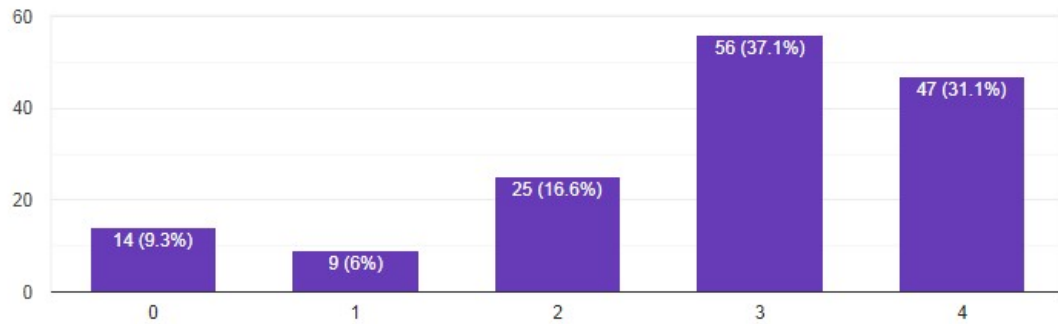
8. The teaching and mentoring process in your institution facilitates you in cognitive, social and emotional growth. 4 – Significantly, 3 – Very well, 2 – Moderately, 1 – Marginally, 0– Not at all

151 responses



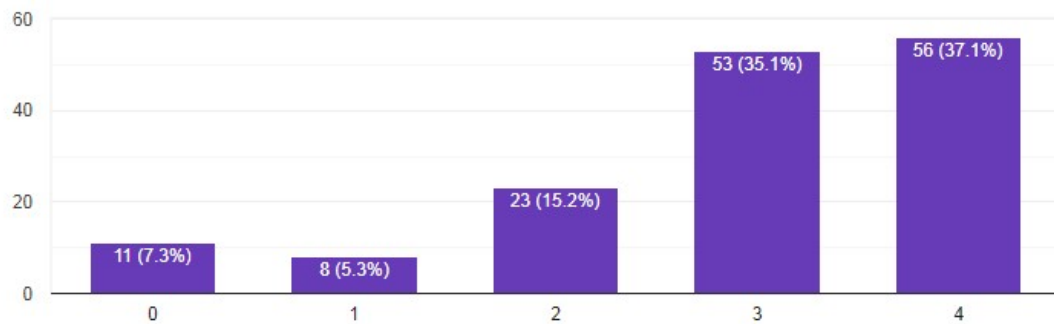
9. The institution provides multiple opportunities to learn and grow. 4 – Strongly agree, 3 – Agree, 2 – Neutral, 1 – Disagree, 0 – Strongly disagree

151 responses



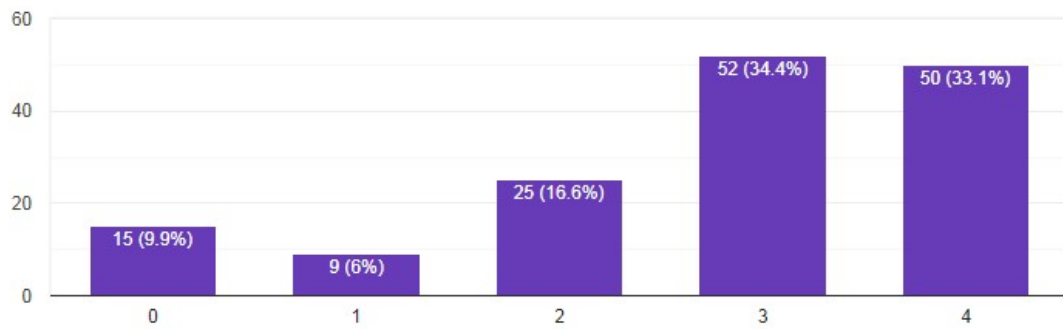
10. Teachers inform you about your expected competencies, course outcomes and programme outcomes. 4 – Every time, 3 – Usually, 2 – Occasionally/Sometimes, 1 – Rarely, 0 – Never

151 responses



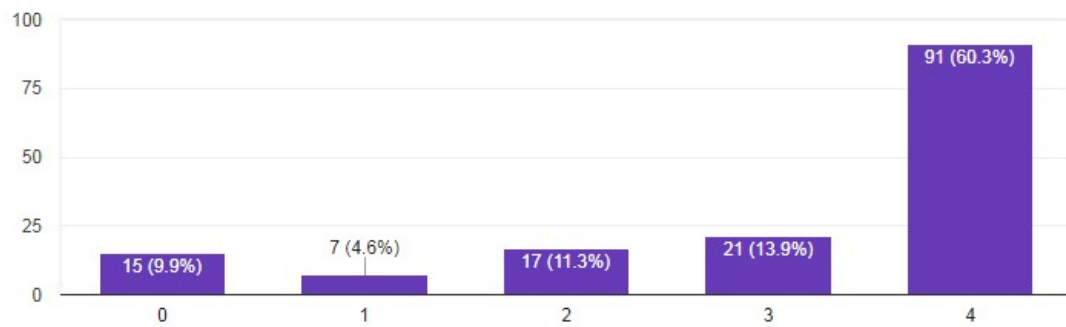
11. Your mentor does a necessary follow-up with an assigned task to you. 4 – Every time, 3 – Usually, 2 – Occasionally/Sometimes, 1 – Rarely, 0 – I don't have a mentor

151 responses



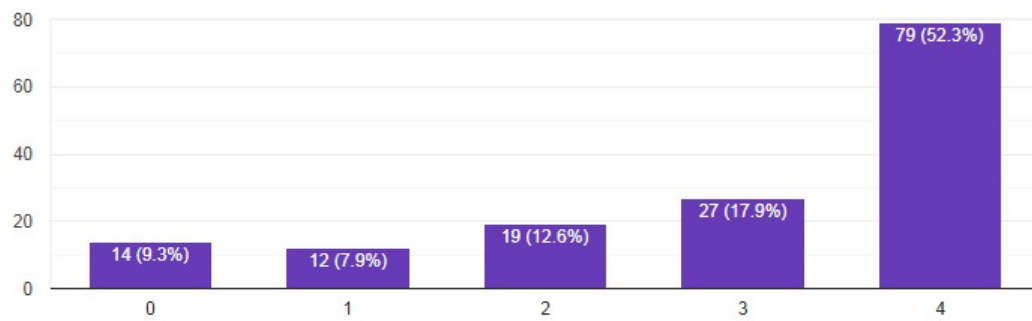
12. The teachers illustrate the concepts through examples and applications. 4 – Every time, 3 – Usually, 2 – Occasionally/Sometimes, 1 – Rarely, 0 – Never

151 responses



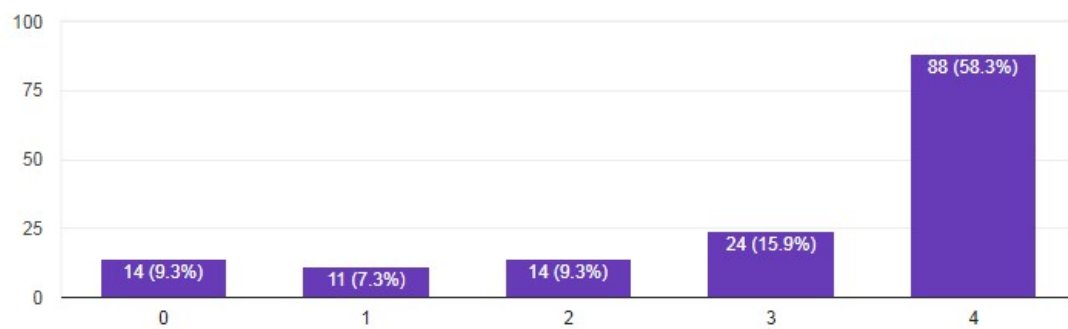
13. The teachers identify your strengths and encourage you with providing right level of challenges. 4 – Fully, 3 – Reasonably, 2 – Partially, 1 – Slightly, 0 – Unable to

151 responses



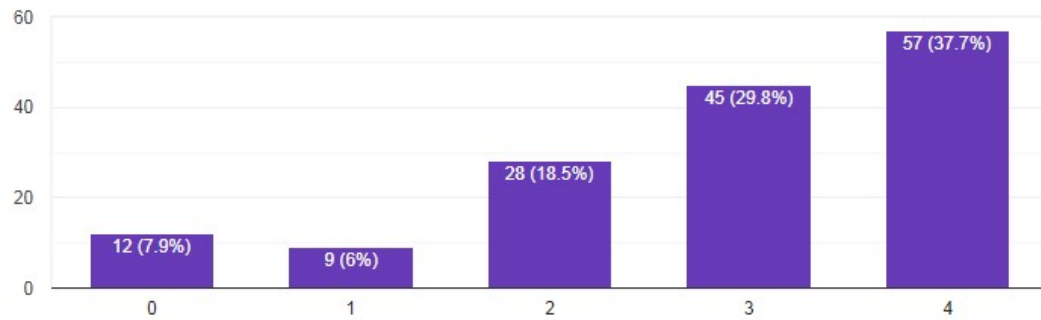
14. Teachers are able to identify your weaknesses and help you to overcome them. 4 – Every time, 3 – Usually 2 – Occasionally/Sometimes, 1 – Rarely, 0 – Never

151 responses



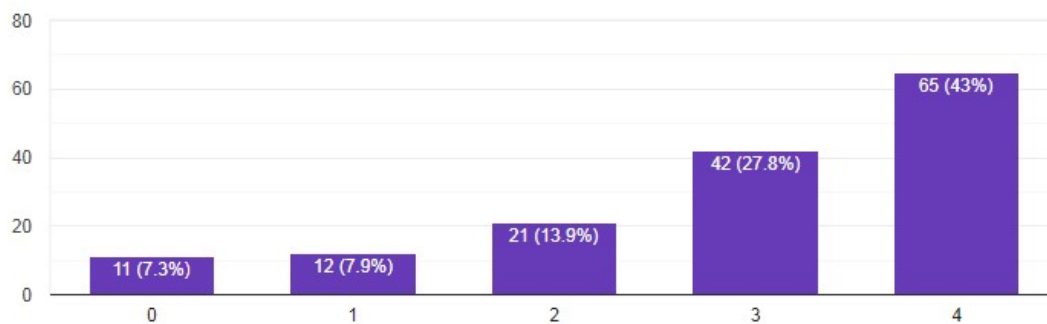
15. The institution makes effort to engage students in the monitoring, review and continuous quality improvement of the teaching learning process. 4 – Strongly agree, 3 – Agree, 2 – Neutral, 1 – Disagree, 0 – Strongly disagree

151 responses



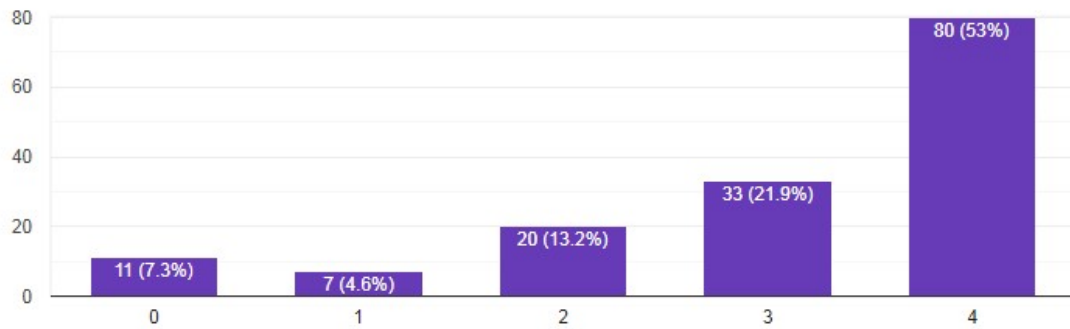
16. The institute/ teachers use student centric methods, such as experiential learning, participative learning and problem solving methodologies for enhancing learning experiences. 4 – To a great extent, 3 – Moderate, 2 – Some what, 1 – Very little, 0 – Not at all

151 responses



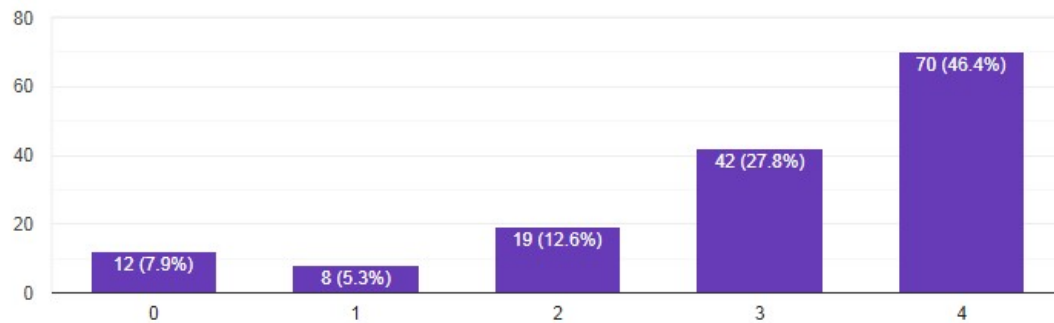
17. Teachers encourage you to participate in extracurricular activities. 4 – Strongly agree 3 – Agree 2 – Neutral 1 – Disagree 0 – Strongly disagree

151 responses



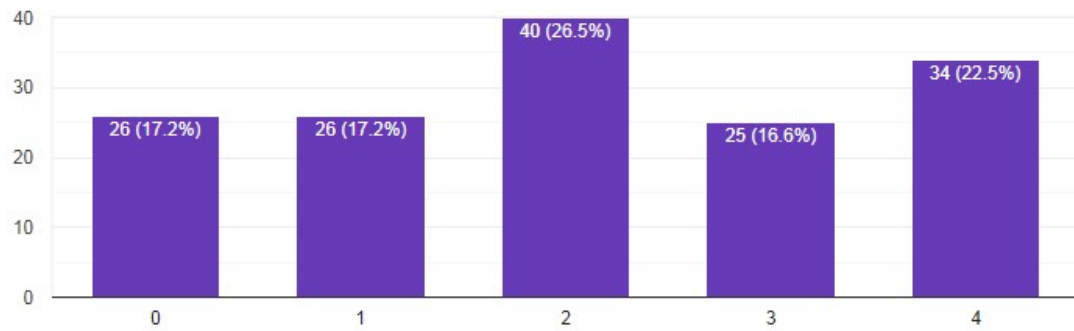
18. Efforts are made by the institute/ teachers to inculcate soft skills, life skills and employability skills to make you ready for the world of work. 4 – To a great extent 3 – Moderate 2 – Some what 1 – Very little 0 – Not at all

151 responses



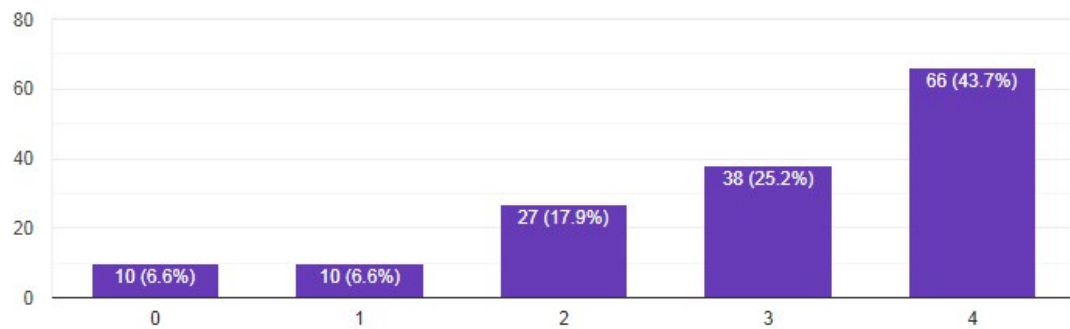
19. What percentage of teachers use ICT tools such as LCD projector, Multimedia, etc. while teaching. 4 – Above 90%, 3 – 70 – 89%, 2 – 50 – 69%, 1 – 30 – 49%, 0 – Below 29%

151 responses



20. The overall quality of teaching-learning process in your institute is very good. 4 – Strongly agree, 3 – Agree, 2 – Neutral, 1 – Disagree, 0 – Strongly disagree

151 responses



21. Provide observation / suggestions to improve the overall teaching – learning experience in your institution.

- Faculty are very much interested in explaining subject oriented examples,
- very fair in correcting internals and externals overall good teaching
- We are fine with faculty with good suggestions
- more interaction
- Fine with faculty

Regarding the coverage of syllabus, 74% of students satisfied with the coverage more than 55 percent. The students of 75% appreciated the preparedness of teachers with the remark 'Thoroughly'/ satisfactory and the communication with the remark 'Very effective'. The evaluation process and transparency in the system is well applauding by 80% of the students. Having the continuous efforts put by institute, 75% of students got satisfied with the practical examples and applications mentioned by the teacher while explaining the concepts. Regarding the mentoring, 70% of students strongly agree the effort put by the institute to improve the quality of teaching and learning process. The Efforts are made by the institute/ teachers to inculcate soft skills, life skills and employability skills to make you ready for the world of work are appreciated to great extent by 75% students. The teaching and learning process in the institute with the implementation of modern and distinctive pedagogical methods, could gain the satisfaction levels up to excellent and good from more than 70% students.

Recommendations from the Survey

The overall satisfaction level of scholars as seen by Student Satisfaction Index (SSI) is around 71% (seventy one). The subsequent area unit the problems on that the scholars have shown concern:

- ICT interaction has to be inflated. Correct arrangements area unit needed for ICT activities.
- Increase range of quality guest lectures and workshops.
- give scope for laboratory activities
- Library – range of books to be inflated.
- Reading space in Library
- The capability of the IT facility to be inflated with wi-fi facility to students and web browsing center